



# Indiana State Department of Health

## Weekly Influenza Report

### Week 46

Report Date: Monday, November 30, 2015

The purpose of this report is to describe the spread and prevalence of influenza-like illness (ILI) in Indiana. It is meant to provide local health departments, hospital administrators, health professionals and residents with a general understanding of the burden of ILI. Data from several surveillance programs are analyzed to produce this report. Data are provisional and may change as additional information is received, reviewed and verified. For questions regarding the data presented in this report, please call the ISDH Surveillance and Investigation Division at 317-233-7125.

### WEEKLY OVERVIEW

Influenza-like Illness - Week Ending November 21, 2015	
ILI Geographic Distribution	Sporadic
ILI Activity Code	Minimal
Percent of ILI reported by sentinel outpatient providers	0.80%
Percent of ILI reported by emergency department chiefs	1.27%
Percent positivity of influenza specimens tested at ISDH	0%
Number of influenza-associated deaths	0
Number of long-term care facility outbreaks	0
Number of school-wide outbreaks	0



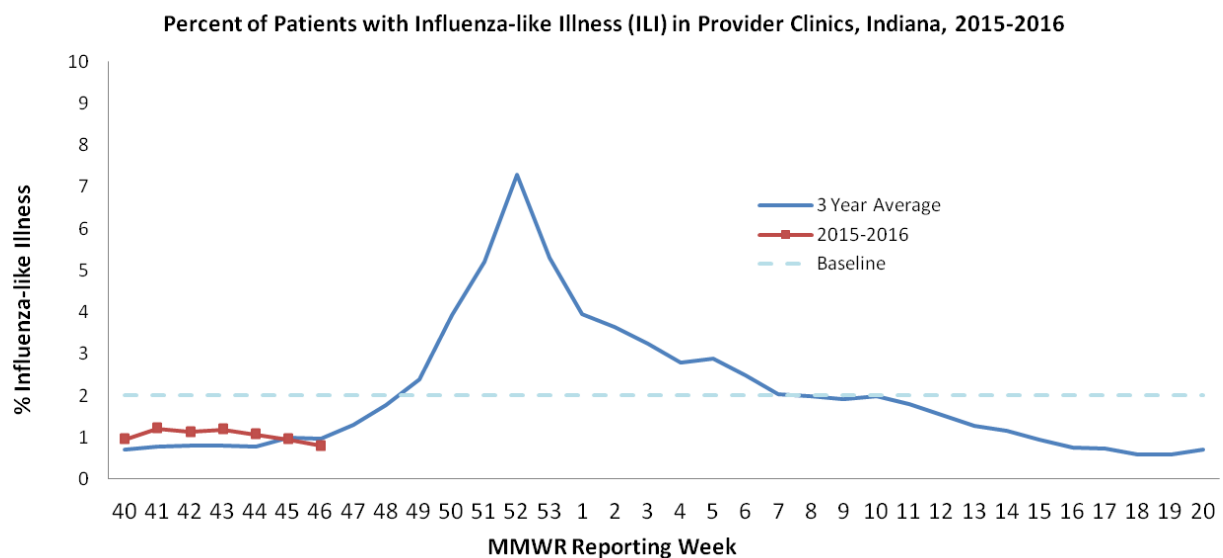
## Indiana State Department of Health

### SENTINEL SURVEILLANCE SYSTEM

Data are obtained from sentinel outpatient providers participating in the U.S. Outpatient Influenza-like Illness Surveillance Network (ILINet). Data are reported on a weekly basis for the previous Morbidity and Mortality Weekly Report (MMWR) Week by the sentinel sites and are subject to change as sites back-report or update previously submitted weekly data.

Percent of ILI Reported by Type of Sentinel Outpatient Facility, Indiana, 2015-2016 Season			
MMWR Week	All Reporters %ILI (n)	Universities %ILI (n)	Non-Universities %ILI (n)
<b>46</b>	0.80% (23)	0.47 (9)	0.93 (14)
<b>45</b>	0.95 (26)	0.61 (10)	1.19 (16)
<b>44</b>	1.07 (29)	0.77 (11)	1.24 (18)

Percent of ILI Reported by Age Category in Sentinel Outpatient Facilities, Indiana, 2015-2016 Season		
Age Category, years	Total Number of ILI	Percent of ILI
0-4	22	53.66%
5-24	16	39.02
25-49	2	4.88
50-64	1	2.44
65+	0	0
Total	41	--





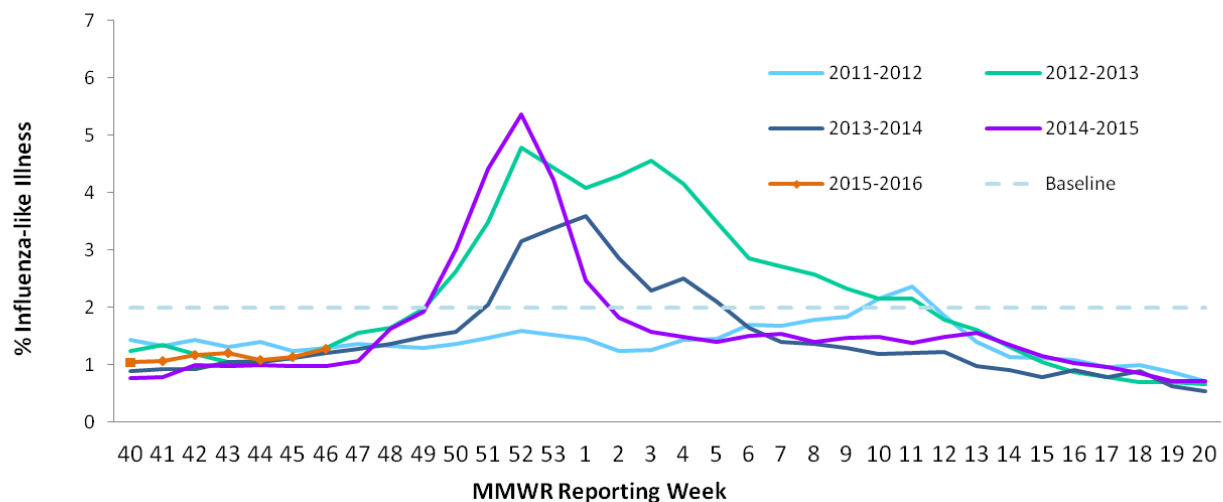
# Indiana State Department of Health

## **SYNDROMIC SURVEILLANCE SYSTEM**

Data are obtained from hospital emergency department chief complaint data through the Indiana Public Health Emergency Surveillance System (PHESS). Data are reported on a weekly basis for the previous Morbidity and Mortality Weekly Report (MMWR) Week and are subject to change as hospitals back-report or update previously submitted weekly data.

Percent of ILI Reported in Emergency Departments by District, Indiana, 2015-2016 Season		
	Previous MMWR Week	Current MMWR Week
Indiana	1.14%	1.27%
District 1	0.87	1.09
District 2	1.38	1.46
District 3	0.49	0.61
District 4	2.49	1.77
District 5	0.91	1.19
District 6	1.36	1.61
District 7	1.05	1.06
District 8	1.27	1.46
District 9	1.77	1.65
District 10	1.19	1.35

Percent of Patients with Influenza-Like Illness (ILI) Chief Complaint in Emergency Departments, Indiana, 2015-2016





## Indiana State Department of Health

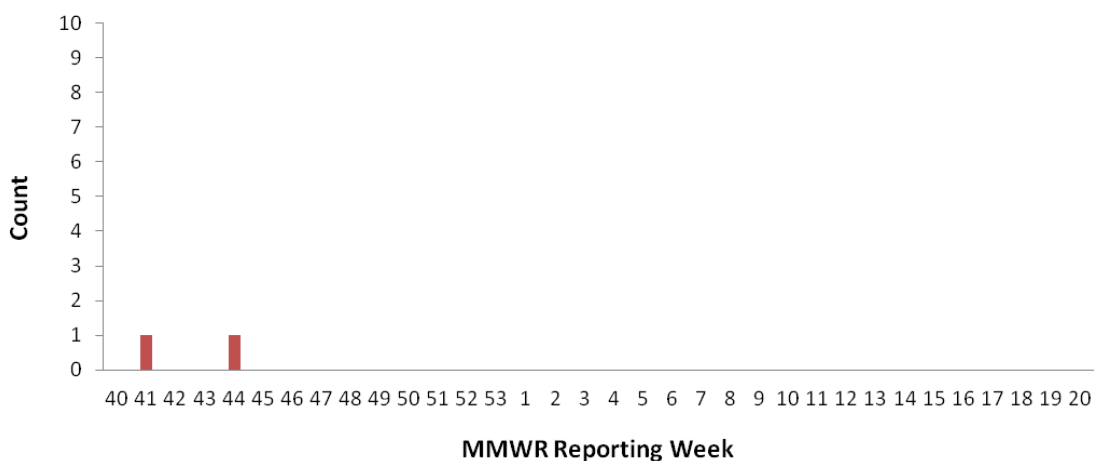
### **INFLUENZA-ASSOCIATED MORTALITY**

Data are obtained from the Indiana National Electronic Disease Surveillance System (I-NEDSS). Influenza-associated deaths are reportable within 72 hours of knowledge; however, not all cases are reported in a timely manner so data in this report as subject to change as additional cases are back-reported.

Number of Laboratory Confirmed Influenza-Associated Deaths for All Ages, Indiana, 2015-2016 Season	
Age Category, years	Season Total
0-4	0
5-24	0
25-49	0
50-64	1
65+	1
Total	2

Counties with ≥5 Laboratory Confirmed Influenza-Associated Deaths for All Ages, 2015-2016 Season			
County	Season Total	County	Season Total

**Number of Reported Influenza-Associated Deaths by Week of Death, All Ages, Indiana,  
2015-16**





# Indiana State Department of Health

## VIROLOGIC SURVEILLANCE

Circulating Influenza Viruses Detected by ISDH Laboratory*, Indiana, 2015-2016 Season				
PCR Result	Week 46		Season Total	
	Number	Percent of Specimens Received	Number	Percent of Specimens Received
2009 A/H1N1pdm virus	0	0%	0	0%
Influenza A/H3 seasonal virus	0	0%	0	0%
Influenza A/H1 seasonal virus	0	0%	0	0%
Influenza B seasonal virus	0	0%	1	1.4%
Influenza negative	13	100%	69	93.2%
Inconclusive	0	0%	0	0%
Unsatisfactory specimen <sup>†</sup>	0	0%	4	5.4%
Influenza Co-infection <sup>Δ</sup>	0	0%	0	0%
<b>Total</b>	<b>13</b>	<b>100%</b>	<b>74</b>	<b>100%</b>

\* Data obtained from the ISDH Laboratory via specimens submitted from the ISDH Sentinel Influenza Surveillance System and IN Sentinel Laboratories.

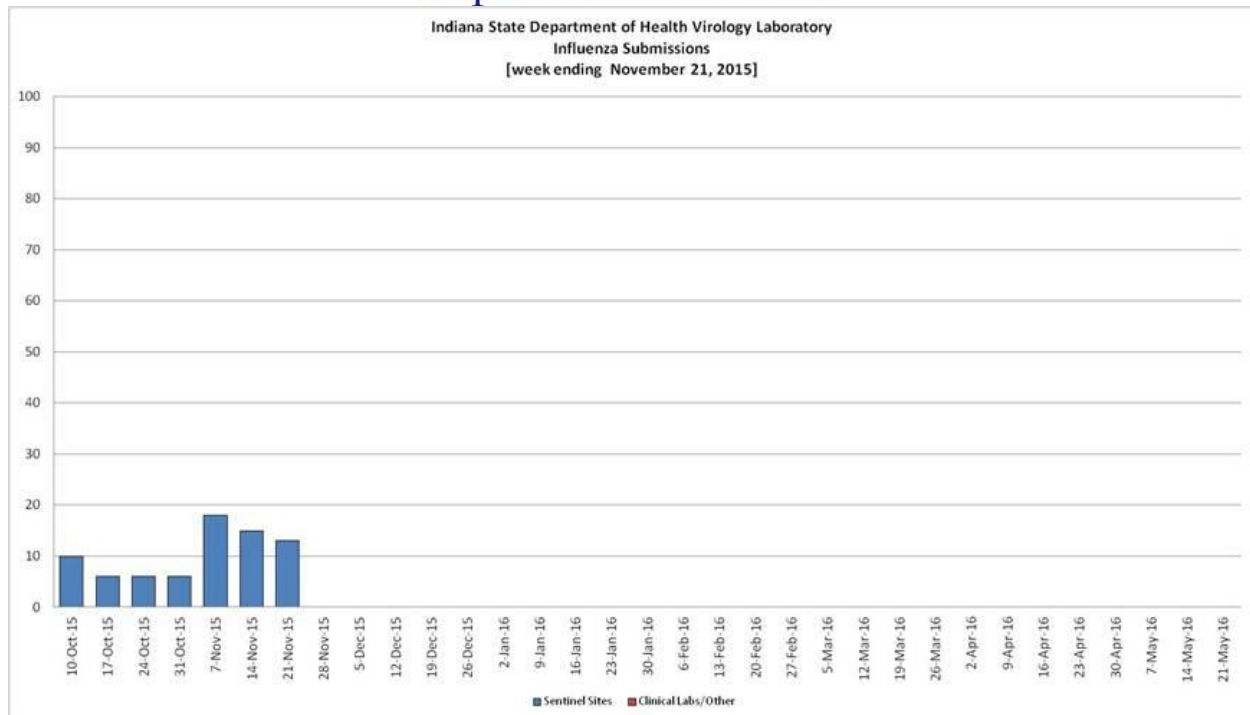
<sup>†</sup> Unsatisfactory specimens include specimens that leaked in transit, were too long in transit, or were inappropriately labeled.

<sup>Δ</sup> All previous-year co-infections have been influenza A/H3 and influenza B.

Circulating Non-Influenza Viruses Detected by the ISDH Laboratory, Indiana, 2015-2016 Season			
Result	Week 46	Season Total (Since 10/1/15)	Early Surveillance (9/1/15 - 9/30/15)
<b>Adenovirus</b>	1	1	0
<b>Coronavirus 229E</b>	0	0	0
<b>Coronavirus HKU1</b>	0	0	0
<b>Coronavirus NL63</b>	0	0	0
<b>Coronavirus OC43</b>	0	0	0
<b>Enterovirus NOS</b>	0	0	0
<b>Enterovirus/Rhinovirus</b>	0	2	1
<b>Human Metapneumovirus</b>	0	0	0
<b>Parainfluenza 1 Virus</b>	0	1	1
<b>Parainfluenza 2 Virus</b>	0	1	0
<b>Parainfluenza 3 Virus</b>	0	1	0
<b>Parainfluenza 4 Virus</b>	0	1	0
<b>Rhinovirus</b>	0	0	0
<b>Respiratory Syncytial Virus</b>	0	0	0
<b>Total</b>	<b>1</b>	<b>7</b>	<b>2</b>



# Indiana State Department of Health





## Indiana State Department of Health

### **THE FLU REVIEW**

#### **Flu Vaccine Resources**

- The National Foundation for Infectious Diseases (NFID) will present “Influenza Vaccines: Giving the Right Dose at the Right Time,” a one-hour webinar beginning at 12:00 PM (ET) on Wednesday, December 9, 2015. Kathleen M. Neuzil, MD, MPH, Professor of Medicine and Director of the Center for Vaccine Development at the University of Maryland School of Medicine, will discuss characteristics of the current influenza vaccine, recommendations for administering the vaccine, and strategies to educate patients and improve immunization coverage. AMA PRA Category 1 credit is available for participants. [Pre-registration is required.](#)
- For recommendations and strategies for influenza vaccine providers, access the recast of the CDC’s [webinar](#) covering the “Influenza” chapter of *Epidemiology and Prevention of Vaccine-Preventable Diseases* (13<sup>th</sup> ed.). The webinar transcript and powerpoint are also available.

#### **Flu News and Related Studies**

- More than 127.9 million doses of flu vaccine have now been distributed in the U.S. ([CDC](#)).
- Influenza activity remains low in Indiana as well as across the United States. However, some localized activity has occurred in a few states, including Iowa. View the [map](#) of weekly influenza activity in the U.S. and the latest [FluView report](#) for more about current influenza activity, trends, and impact throughout the United States (CDC).
- A study of health care facilities in France found that the level of influenza knowledge among health care personnel is significantly associated with their level of vaccine coverage; lack of influenza vaccine knowledge is an important barrier to higher rates of influenza vaccination among health care professionals ([American Journal of Infection Control](#)).

#### **For Further Information, Visit:**

[www.in.gov/isdh/25462.htm](http://www.in.gov/isdh/25462.htm)

[www.cdc.gov/flu](http://www.cdc.gov/flu)

[www.flu.gov](http://www.flu.gov)